

Grade 1 - Day #7 e-Learning Schedule

| | |
|-------------------------------------|--------------------------------------------------------------------------------------------------------------------------|
| Self-Selected Reading 15 minutes | Select a book from home, the library, or their take home reading and read for 15 minutes independently or with an adult. |
|-------------------------------------|--------------------------------------------------------------------------------------------------------------------------|

| | |
|-----------------|---------------------------------------------------|
| Reading/Phonics | Complete page 56 - Rhyming words and Short vowels |
|-----------------|---------------------------------------------------|

| | |
|---------------------------|-----------------------------------------|
| Writing/Spelling/Language | Complete page 53 - Following Directions |
|---------------------------|-----------------------------------------|

| | |
|------|---------------------------|
| Math | Complete pages 92 and 126 |
|------|---------------------------|

Time spent on eLearning today: _____ minutes

Parent Signature: _____

Name _____

Directions:

1. Read the word on each bubble.
2. Color the bubbles red that rhyme with cat.
3. Draw four blue bubbles on the bathtub.
4. Color the bubbles yellow that rhyme with hop.
5. Outline in brown the bubbles that rhyme with bed.
6. Draw a on each bubble that rhymes with bug.
7. Color the dog brown.

led

dog

sat

sled

hill

rug

hug

pet

pin

mop

that

jug

hat

red

bell

flop

pig

top

bat

sit


stop

Name _____

Following Directions
Top/Bottom First/Last







Directions:

1. Color two butterflies in the top row yellow.
2. Color one butterfly in the bottom row green.
3. Color the first butterfly in the middle row orange with brown spots.
4. Draw a purple X on the last butterfly in the middle row.
5. Color the little girl's hair red.
6. Print your first name on the butterfly in the top row that is not yellow.



BASIC MATH SKILLS

Add the numbers in each sun.
If the answer is 5, color it red.
If the answer is 4, color it blue.
If the answer is 3, color it yellow.



Skills: Solving vertical addition problems; Writing numerals

BASIC MATH SKILLS

How will the children get to the zoo?
Follow the dots from 1 to 25 to find out.
Then finish coloring the picture.



Skills: Number order; Recognizing numbers