

Grade 3 - Day #7 e-Learning Schedule

Self-Selected Reading 20 minutes	Students should select a book from home, the library, or their take home reading and read for 20 minutes independently or with an adult.
--	--

Reading	Complete pages 91 and 96
----------------	--------------------------

Language/Spelling	Complete page 172 - following directions
--------------------------	--

Math	<ol style="list-style-type: none">1. Subtraction Sheet - 25 subtraction problems2. Complete pages 114 and 115
-------------	--

Time spent on eLearning today: _____

Parent Signature: _____

Name _____

Main Idea

The main idea tells what a paragraph is all about. Read each paragraph. Draw a line to connect each paragraph with the sentence that tells the main idea. (You will not use all of the sentences.)

1. Things have changed at Brian's house. Brian has a new baby sister. His sister's name is Lisa. Lisa is cute but very noisy. She's also messy. Lisa takes most of Mom and Dad's time now, it seems. Brian wonders if this is the way it's going to be forever!

2. Brian is thinking about his new sister. He wonders when she will be big enough to play football. Someday they can play checkers. They can also play card games. Now Brian will have someone to talk to on long trips. It's going to be fun to have a sister!

3. Since Lisa was born, Brian has had some new jobs. He helps fold diapers. He can help give Lisa her bottle. Brian has another important job. He talks to his baby sister and makes her laugh. Brian even reads books to Lisa! It's nice to be able to help.

4. Baby Lisa keeps Brian's parents very busy. They have special times for Brian now, too. Once each day Brian and his mom play a game. Brian's dad reads to him each night. On Saturdays, they all go skating and Lisa stays with Grandma. Brian feels like a very special boy!


A. Brian and his sister will have a lot of fun someday.

B. Brian's parents spend time alone with him.

C. Some things are not fun when there's a new baby in the house.


D. Brian's baby brother keeps everyone awake at night.

E. Brian helps take care of his new sister.



Name _____


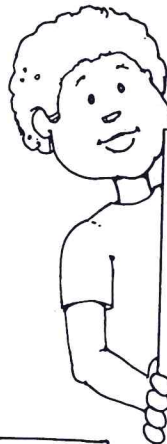
Many things belong or happen in a certain order. Write the things in each list in the right order. The first word in each list has been done for you.



List 1:

February	January	September
August	July	November
May	October	March
April	June	December


1. **January** _____
2. _____
3. _____
4. _____
5. _____
6. _____
7. _____
8. _____
9. _____
10. _____
11. _____
12. _____



List 2:

Tuesday	Friday	Sunday
Thursday	Monday	Wednesday
		Saturday

1. **Sunday** _____
2. _____
3. _____
4. _____
5. _____
6. _____
7. _____



List 3:

sixteen	twelve
fifteen	fourteen
	thirteen

1. **twelve** _____
2. _____
3. _____
4. _____
5. _____

Name _____

**Following Directions:
types of sentences**

1. Eddie has many kinds of pets
2. Do you have pets of your own
3. Which of Eddie's pets is your favorite
4. Eddie has had his pet snake the longest of all
5. Have you ever held a snake
6. Taking care of his pets is a big job
7. Are there some pets that make you sneeze
8. Eddie's dad sneezes when the cat walks by him
9. Have you ever seen a bird that talks
10. All these animals love Eddie

Directions:

1. Read each sentence carefully.
2. Put a period at the end of each statement. Put a question mark at the end of each question.
3. Circle the word in sentence 8 that tells what Eddie's dad does.
4. Draw a green circle around the sentence that tells which pet Eddie has had the longest.
5. Read the second sentence again. Write your answer, **yes** or **no**, beside your name.
6. Under sentence 10, write out a question you might ask Eddie.
7. Color Eddie and his pets. Color three of his pets brown. Color the fourth pet yellow.



Name: _____

$$\begin{array}{r} 11 \\ -3 \\ \hline \end{array}$$

$$\begin{array}{r} 6 \\ -5 \\ \hline \end{array}$$

$$\begin{array}{r} 2 \\ -1 \\ \hline \end{array}$$

$$\begin{array}{r} 3 \\ -1 \\ \hline \end{array}$$

$$\begin{array}{r} 12 \\ -2 \\ \hline \end{array}$$

$$\begin{array}{r} 12 \\ -9 \\ \hline \end{array}$$

$$\begin{array}{r} 7 \\ -3 \\ \hline \end{array}$$

$$\begin{array}{r} 8 \\ -5 \\ \hline \end{array}$$

$$\begin{array}{r} 1 \\ -0 \\ \hline \end{array}$$

$$\begin{array}{r} 12 \\ -7 \\ \hline \end{array}$$

$$\begin{array}{r} 4 \\ -2 \\ \hline \end{array}$$

$$\begin{array}{r} 2 \\ -2 \\ \hline \end{array}$$

$$\begin{array}{r} 11 \\ -9 \\ \hline \end{array}$$

$$\begin{array}{r} 11 \\ -7 \\ \hline \end{array}$$

$$\begin{array}{r} 10 \\ -6 \\ \hline \end{array}$$

$$\begin{array}{r} 1 \\ -1 \\ \hline \end{array}$$

$$\begin{array}{r} 3 \\ -3 \\ \hline \end{array}$$

$$\begin{array}{r} 8 \\ -1 \\ \hline \end{array}$$

$$\begin{array}{r} 7 \\ -5 \\ \hline \end{array}$$

$$\begin{array}{r} 10 \\ -4 \\ \hline \end{array}$$

$$\begin{array}{r} 6 \\ -2 \\ \hline \end{array}$$

$$\begin{array}{r} 10 \\ -9 \\ \hline \end{array}$$











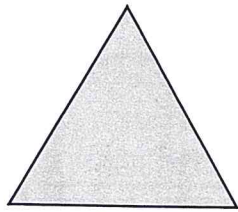



$$\begin{array}{r} 11 \\ -8 \\ \hline \end{array}$$

$$\begin{array}{r} 9 \\ -8 \\ \hline \end{array}$$

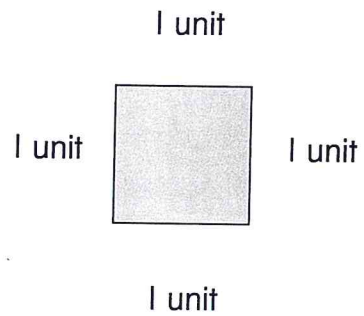
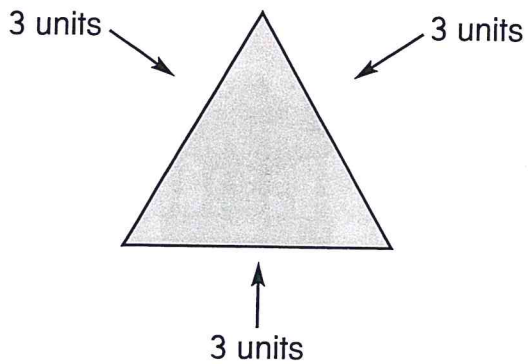
$$\begin{array}{r} 8 \\ -8 \\ \hline \end{array}$$

Unit 6 Review

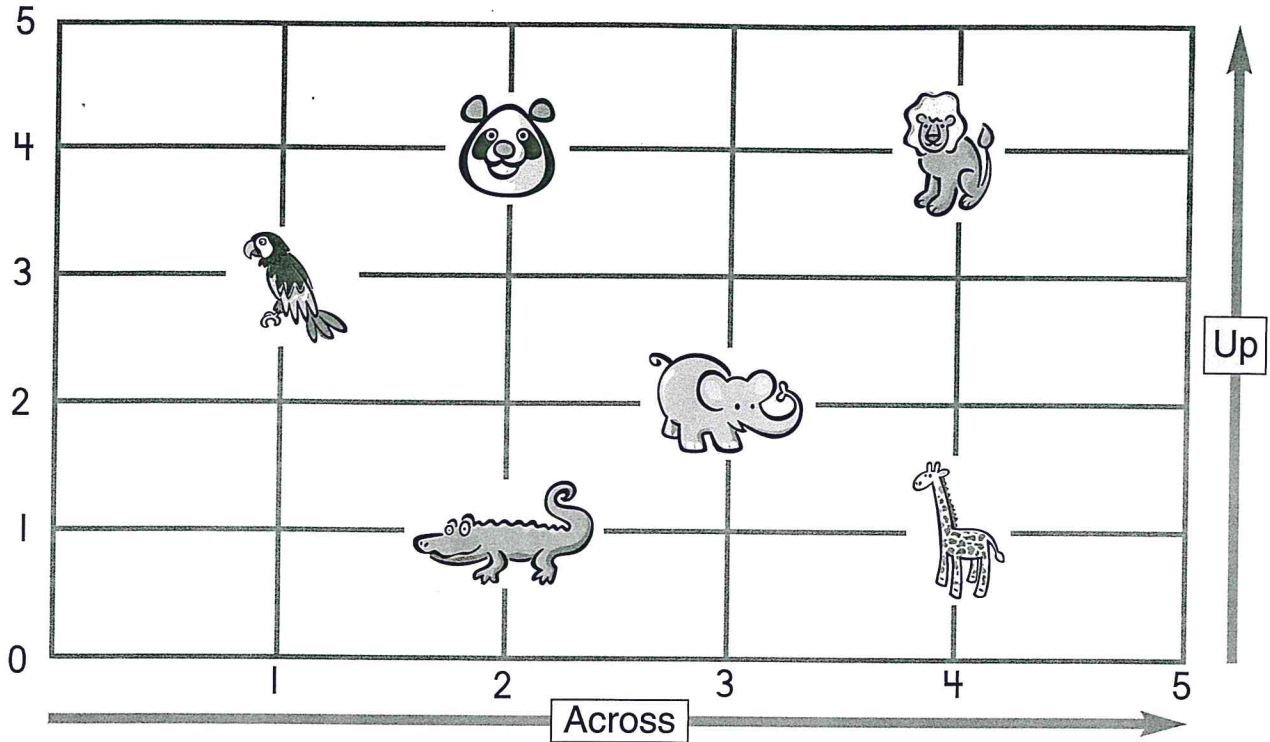
Circle the shapes that are the same in each row.



Count the units around each figure.



Unit 6 Review






Follow the directions. Circle the animal you find.

Across → Up ↑
 1 3








Across → Up ↑
 3 2

Across → Up ↑
 4 4

Across → Up ↑
 4 1





Across → Up ↑
 2 4



