

Grade 2 - Day #11 e-Learning Schedule

Self-Selected Reading 20 minutes	Students should select a book from home, the library, or their take home reading and read for 20 minutes independently or with an adult.
--	--

Reading Literature/Informational Text 20 minutes	Complete page 197 and page 298
--	--------------------------------

Writing/Spelling 15 minutes	Write 3 sentences about your favorite food. Be sure to draw a picture of you eating your favorite food.
---------------------------------------	---



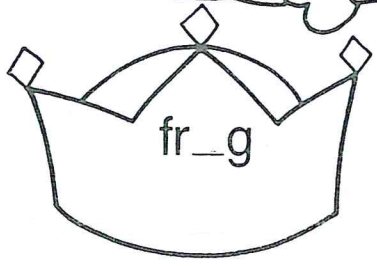
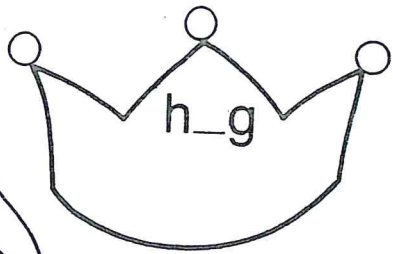


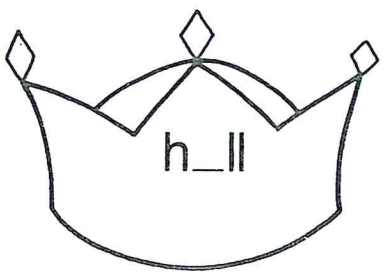
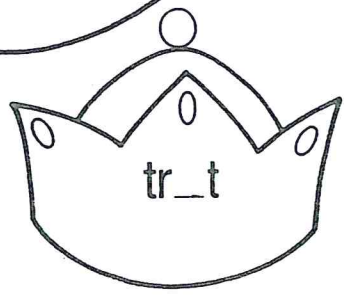
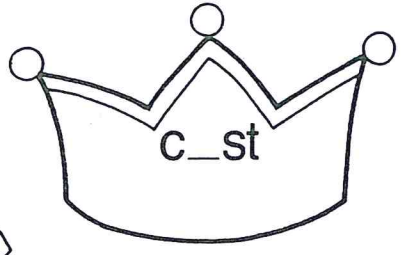
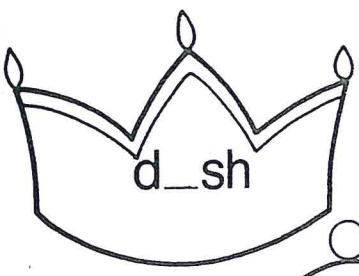
Math 15 minutes	-Complete the addition fact sheet -Complete R5.1 and P5.1
---------------------------	--

Total estimated time: 70 minutes

Parent Signature: _____

Print the missing vowel *ī* or *ō* on
the blank in each crown and color:

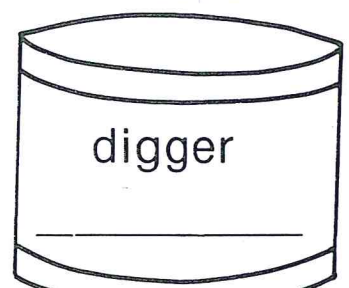
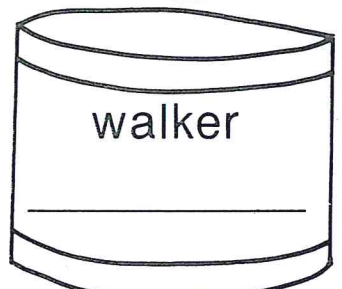

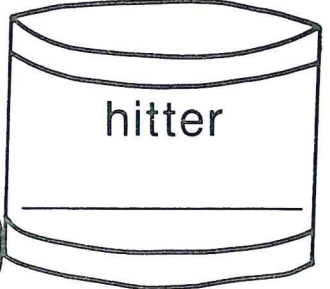


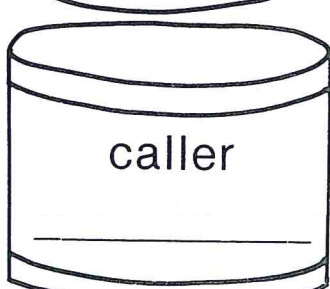
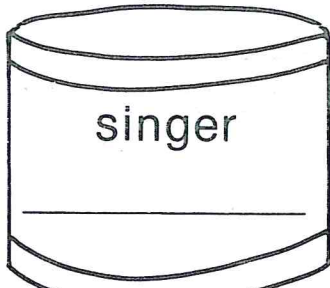
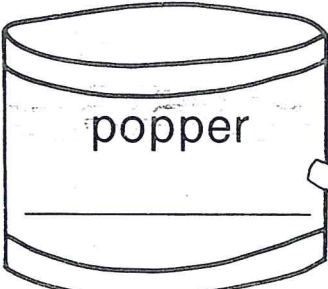
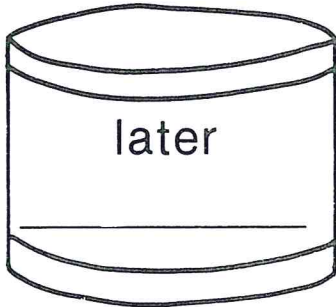
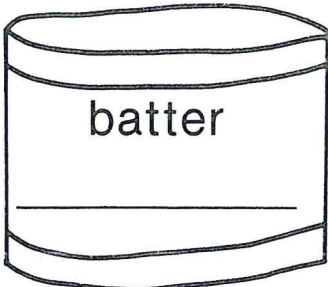
ī – yellow *ō* – orange



Name _____

Suffix er

The words on the drums have the suffix er added to them. Decide what the root words are and print them on the lines. Be careful. Some of the root words changed when the suffix was added.



This image shows a sheet of primary writing paper. It features 12 sets of horizontal lines, each set consisting of a solid top line, a dashed middle line, and a solid bottom line. The lines are evenly spaced and extend across the width of the page, providing a guide for letter height and placement.

Name: _____

$$\begin{array}{r} 8 \\ +7 \\ \hline \end{array}$$

$$\begin{array}{r} 2 \\ +8 \\ \hline \end{array}$$

$$\begin{array}{r} 2 \\ +6 \\ \hline \end{array}$$

$$\begin{array}{r} 4 \\ +8 \\ \hline \end{array}$$

$$\begin{array}{r} 2 \\ +1 \\ \hline \end{array}$$

$$\begin{array}{r} 8 \\ +2 \\ \hline \end{array}$$

$$\begin{array}{r} 5 \\ +9 \\ \hline \end{array}$$

$$\begin{array}{r} 4 \\ +1 \\ \hline \end{array}$$

$$\begin{array}{r} 6 \\ +8 \\ \hline \end{array}$$

$$\begin{array}{r} 8 \\ +3 \\ \hline \end{array}$$

$$\begin{array}{r} 7 \\ +9 \\ \hline \end{array}$$

$$\begin{array}{r} 9 \\ +3 \\ \hline \end{array}$$

$$\begin{array}{r} 1 \\ +5 \\ \hline \end{array}$$

$$\begin{array}{r} 6 \\ +3 \\ \hline \end{array}$$

$$\begin{array}{r} 3 \\ +5 \\ \hline \end{array}$$

$$\begin{array}{r} 1 \\ +8 \\ \hline \end{array}$$

$$\begin{array}{r} 3 \\ +4 \\ \hline \end{array}$$

$$\begin{array}{r} 4 \\ +9 \\ \hline \end{array}$$

$$\begin{array}{r} 7 \\ +1 \\ \hline \end{array}$$

$$\begin{array}{r} 3 \\ +2 \\ \hline \end{array}$$

$$\begin{array}{r} 1 \\ +6 \\ \hline \end{array}$$

$$\begin{array}{r} 5 \\ +7 \\ \hline \end{array}$$

$$\begin{array}{r} 2 \\ +4 \\ \hline \end{array}$$

$$\begin{array}{r} 9 \\ +1 \\ \hline \end{array}$$

$$\begin{array}{r} 4 \\ +5 \\ \hline \end{array}$$

Models for Tens and Ones

Ally had 35 raisins to make a snack.
She grouped the raisins into tens and ones.

The raisins on the celery show tens.

The leftover raisins show the ones.



1 ten



1 ten



1 ten



ones

3 tens and 5 ones is 35.

Count the tens and ones.

Write the numbers.



_____ ten and _____ ones is _____.



_____ tens and _____ ones is _____.



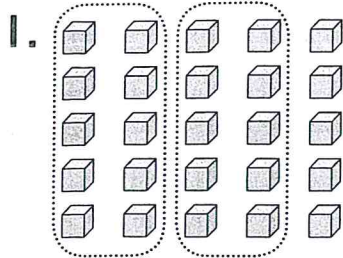
_____ tens and _____ ones is _____.

Models for Tens and Ones

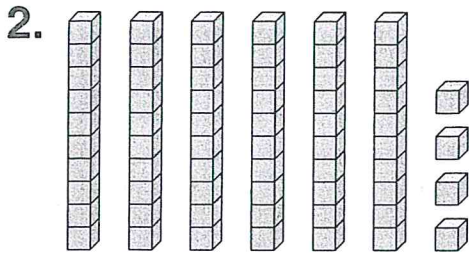
Circle groups of ten.

Tell how many tens and ones.

Write the number.

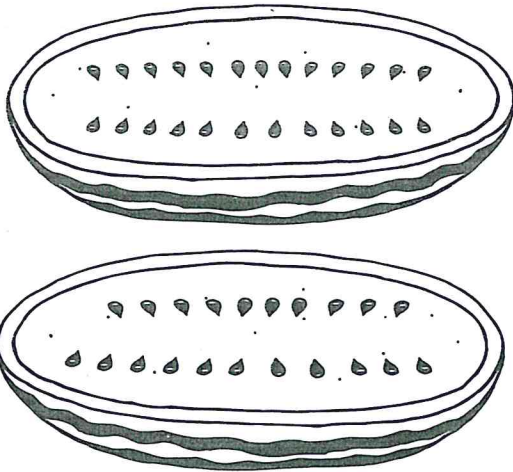


2 tens 5 ones
25



_____ tens _____ ones

3. Sharon cut open this watermelon. How many seeds can you see?



_____ tens _____ ones

4. **Estimation** Terry has about 20 keys.

Which number could be the exact number of keys that Terry has?

- (A) 9
- (B) 21
- (C) 35
- (D) 42