

Grade 3 - Day #12 e-Learning Schedule

Self-Selected Reading 20 minutes	Students should select a book from home, the library, or their take home reading and read for 20 minutes independently or with an adult.
--	--

Reading	Complete pages 279 and 228
----------------	----------------------------

Language/Spelling	Rainbow write - Use crayons or markers to write your spelling words.
--------------------------	--

Math	-Complete addition fact sheet -Compete R 16.3 and P 16.3
-------------	---

Time spent on eLearning today: _____

Parent Signature: _____

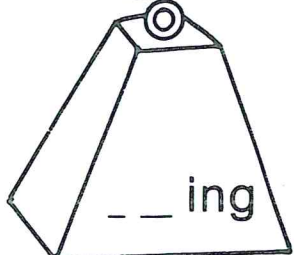
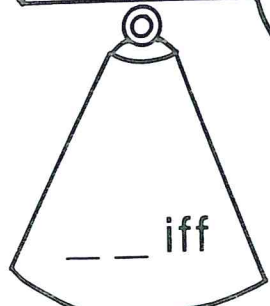
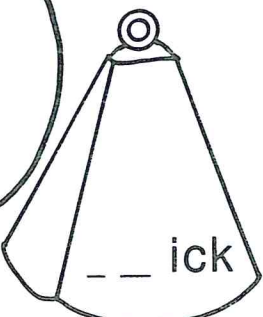
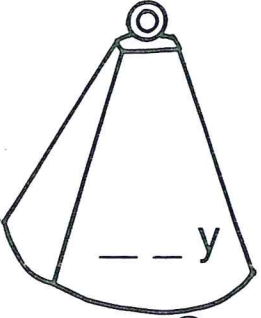
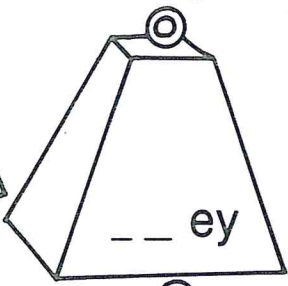
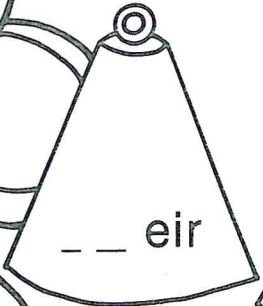
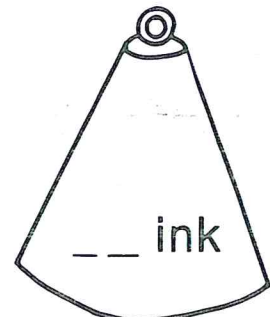
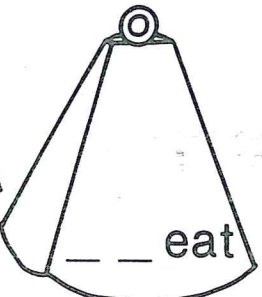
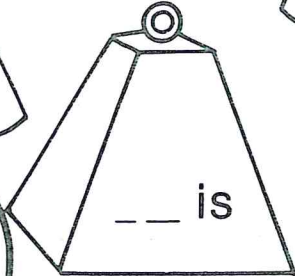
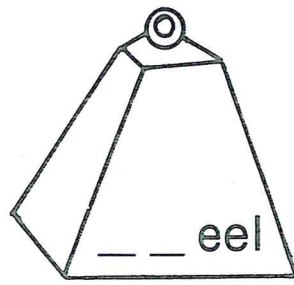
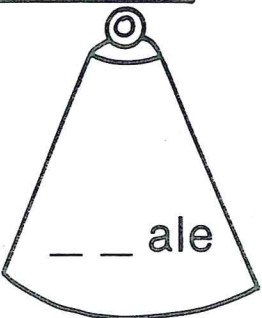
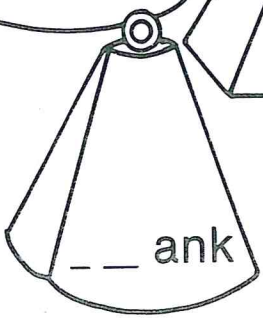
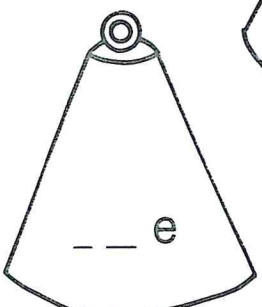
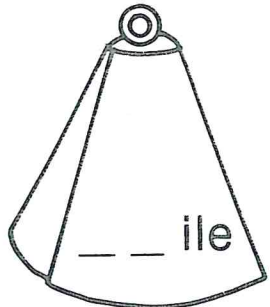
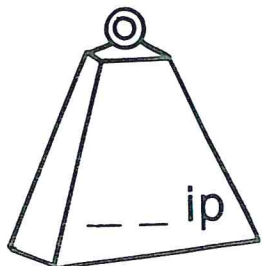
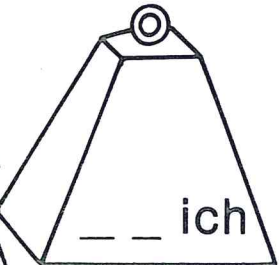
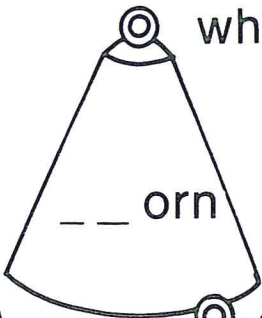
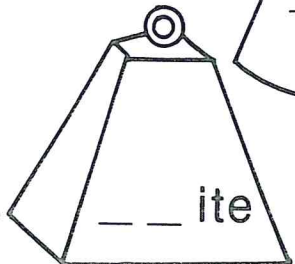
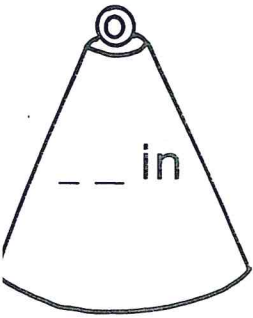
Name _____

Digraphs wh, th

Print the missing digraph of th or wh on the blanks in the incomplete word on each bell and color:

th - blue

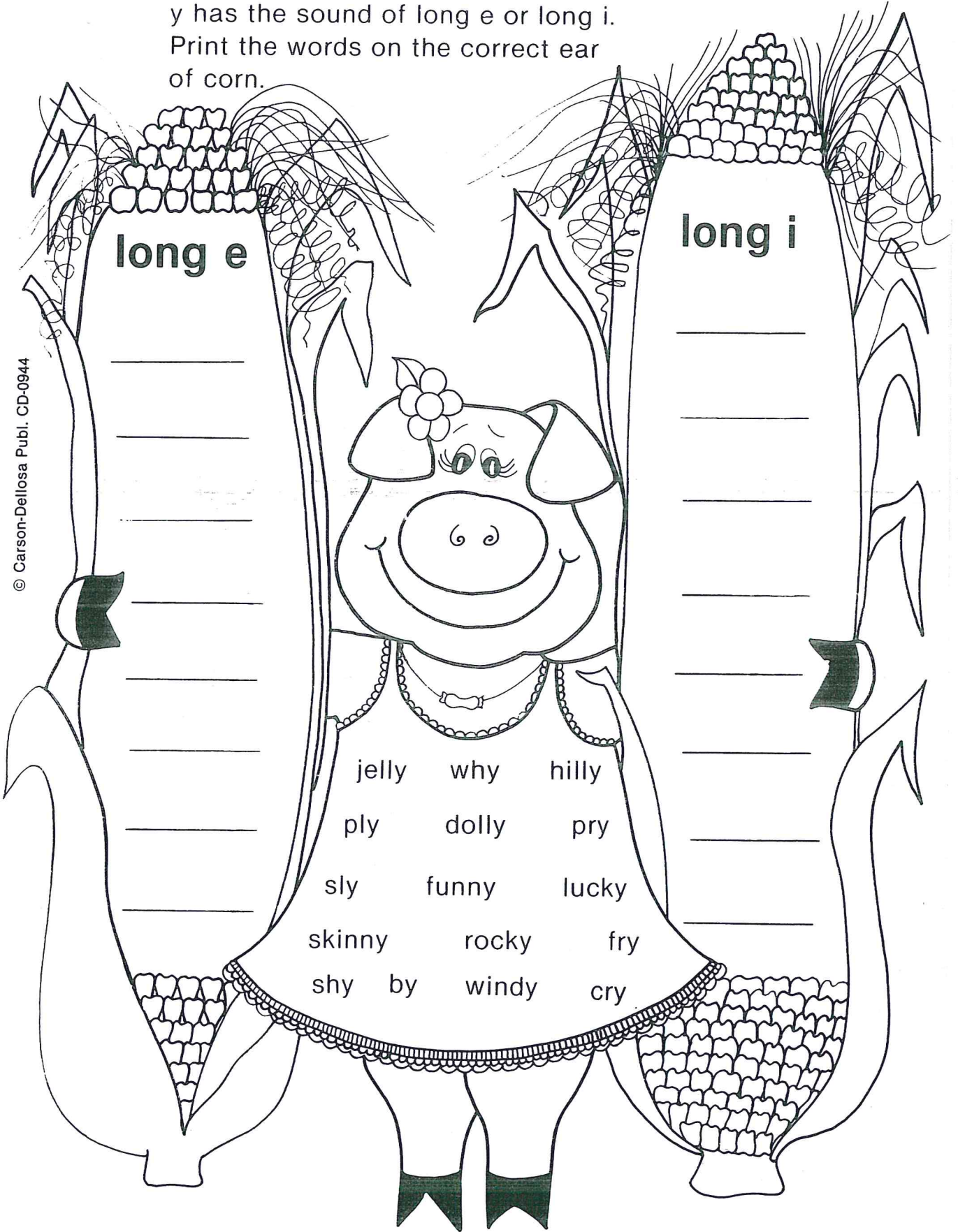
wh - red



Name _____

Y as a Vowel

Read the words on the pig. Decide if y has the sound of long e or long i. Print the words on the correct ear of corn.



© Carson-Dellosa Publ. CD-0944

This image shows a sheet of primary writing paper. It features ten sets of horizontal lines, each set consisting of a solid top line, a dashed middle line, and a solid bottom line. The lines are evenly spaced and extend across the width of the page, providing a guide for letter height and placement.

Name: _____

$$\begin{array}{r} 1 \\ +9 \\ \hline \end{array}$$

$$\begin{array}{r} 1 \\ +1 \\ \hline \end{array}$$

$$\begin{array}{r} 3 \\ +5 \\ \hline \end{array}$$

$$\begin{array}{r} 7 \\ +1 \\ \hline \end{array}$$

$$\begin{array}{r} 5 \\ +7 \\ \hline \end{array}$$

$$\begin{array}{r} 8 \\ +2 \\ \hline \end{array}$$

$$\begin{array}{r} 4 \\ +3 \\ \hline \end{array}$$

$$\begin{array}{r} 3 \\ +3 \\ \hline \end{array}$$

$$\begin{array}{r} 9 \\ +8 \\ \hline \end{array}$$

$$\begin{array}{r} 8 \\ +7 \\ \hline \end{array}$$

$$\begin{array}{r} 1 \\ +2 \\ \hline \end{array}$$

$$\begin{array}{r} 4 \\ +7 \\ \hline \end{array}$$

$$\begin{array}{r} 2 \\ +5 \\ \hline \end{array}$$

$$\begin{array}{r} 6 \\ +4 \\ \hline \end{array}$$

$$\begin{array}{r} 9 \\ +5 \\ \hline \end{array}$$

$$\begin{array}{r} 2 \\ +4 \\ \hline \end{array}$$

$$\begin{array}{r} 9 \\ +2 \\ \hline \end{array}$$

$$\begin{array}{r} 7 \\ +2 \\ \hline \end{array}$$

$$\begin{array}{r} 3 \\ +7 \\ \hline \end{array}$$

$$\begin{array}{r} 4 \\ +6 \\ \hline \end{array}$$

$$\begin{array}{r} 8 \\ +5 \\ \hline \end{array}$$

$$\begin{array}{r} 4 \\ +8 \\ \hline \end{array}$$

$$\begin{array}{r} 7 \\ +7 \\ \hline \end{array}$$

$$\begin{array}{r} 2 \\ +8 \\ \hline \end{array}$$

$$\begin{array}{r} 8 \\ +1 \\ \hline \end{array}$$

Name _____

Organizing Data

Use this data to make a bar graph.

Children at Grand School sold tickets to their school play.

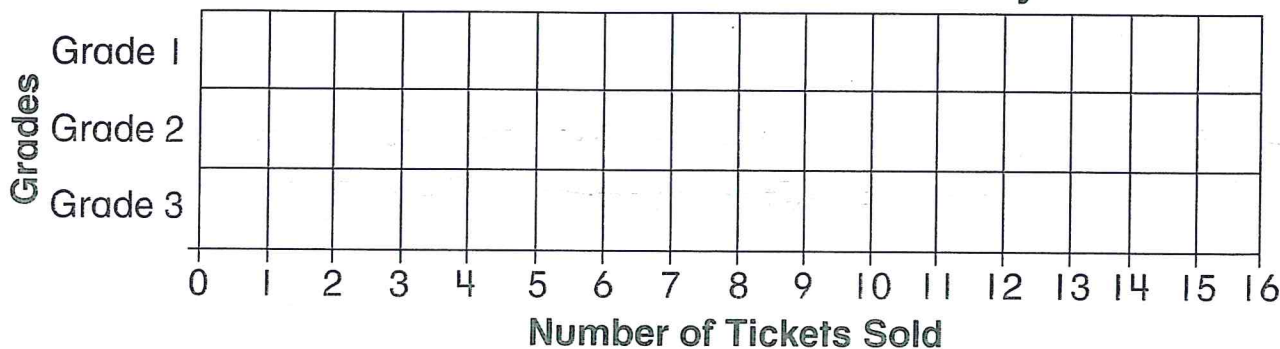
Grade 1 sold 8 tickets.

Grade 2 sold 15 tickets.

Grade 3 sold 12 tickets.

Color the boxes to show the number of tickets each grade sold.

Tickets Sold to School Play



Use the bar graph to compare data.

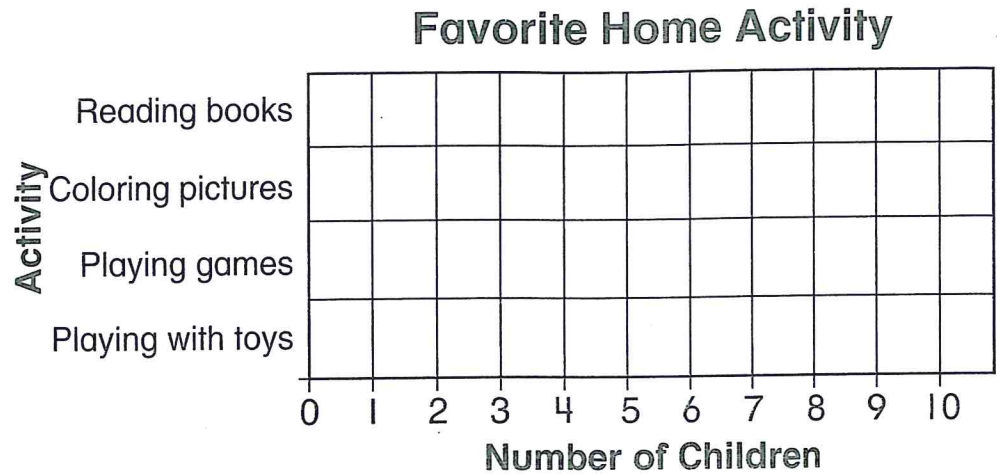
1. How many tickets did Grade 3 sell? 12
2. How many tickets did Grade 1 sell? _____
3. Which grade sold the fewest tickets? _____
4. Which grade sold the most tickets? _____
5. How many more tickets did Grade 3 sell than Grade 1? _____
6. Which grade sold more than 13 tickets? _____

Organizing Data

Use the table to make the bar graph.

Then use the bar graph to solve the problems.

Home Activity	
Reading books	9
Coloring pictures	8
Playing games	10
Playing with toys	4



1. Did more children choose reading books or coloring pictures?

2. Which activity is the favorite of the greatest number of children?

3. Which activity is the favorite of the fewest number of children?

4. **Estimation** About how many children were asked to vote for their favorite home activity?

(A) about 10 children

(C) about 30 children

(B) about 20 children

(D) about 40 children