

Grade 1 - Day #13 e-Learning Schedule

Self-Selected Reading 15 minutes	Select a book from home, the library, or their take home reading and read for 15 minutes independently or with an adult.
--	--

Reading/Phonics	Complete pages 57 and 66
------------------------	--------------------------

Writing/Spelling/Language	Write each spelling word 2 times.
----------------------------------	-----------------------------------

Math	Complete addition fact sheet Complete pages R7.4 and P7.4
-------------	--


Time spent on eLearning today: _____ minutes

Parent Signature: _____

Name _____

Ending Consonants d and g


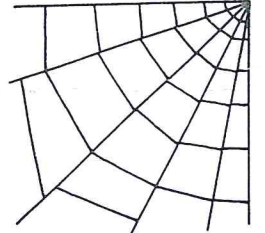
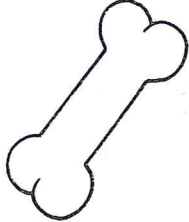

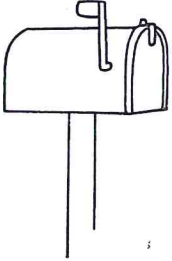
Read the incomplete word on each lemon. Fill in the ending consonant d or g to complete each word and color: d – yellow g – green



Name _____

Beginning, Middle and Ending b Sound

Name each picture. Decide if the b sound is at the beginning, middle or end of the name. Color the correct block below each picture to show where the b sound is located in the name. Color the pictures.

				
b b b	b b b	b b b	b b b	b b b
				
b b b	b b b	b b b		
				
b b b	b b b	b b b	b b b	

© Carson-Dellosa Publ. CD-0944

This image shows a sheet of primary writing paper. It features 12 sets of horizontal lines, each set consisting of a solid top line, a dashed middle line, and a solid bottom line. The lines are evenly spaced and extend across the width of the page, providing a guide for letter height and placement.

Name: _____

$$\begin{array}{r} 8 \\ +6 \\ \hline \end{array}$$

$$\begin{array}{r} 9 \\ +2 \\ \hline \end{array}$$

$$\begin{array}{r} 5 \\ +1 \\ \hline \end{array}$$

$$\begin{array}{r} 1 \\ +7 \\ \hline \end{array}$$

$$\begin{array}{r} 8 \\ +8 \\ \hline \end{array}$$

$$\begin{array}{r} 9 \\ +9 \\ \hline \end{array}$$

$$\begin{array}{r} 9 \\ +3 \\ \hline \end{array}$$

$$\begin{array}{r} 3 \\ +4 \\ \hline \end{array}$$

$$\begin{array}{r} 1 \\ +5 \\ \hline \end{array}$$

$$\begin{array}{r} 3 \\ +6 \\ \hline \end{array}$$

$$\begin{array}{r} 7 \\ +3 \\ \hline \end{array}$$

$$\begin{array}{r} 1 \\ +6 \\ \hline \end{array}$$

$$\begin{array}{r} 9 \\ +8 \\ \hline \end{array}$$

$$\begin{array}{r} 7 \\ +1 \\ \hline \end{array}$$

$$\begin{array}{r} 7 \\ +8 \\ \hline \end{array}$$

$$\begin{array}{r} 4 \\ +3 \\ \hline \end{array}$$

$$\begin{array}{r} 2 \\ +1 \\ \hline \end{array}$$

$$\begin{array}{r} 4 \\ +8 \\ \hline \end{array}$$

$$\begin{array}{r} 3 \\ +2 \\ \hline \end{array}$$

$$\begin{array}{r} 1 \\ +9 \\ \hline \end{array}$$

$$\begin{array}{r} 2 \\ +3 \\ \hline \end{array}$$

$$\begin{array}{r} 5 \\ +5 \\ \hline \end{array}$$

$$\begin{array}{r} 6 \\ +3 \\ \hline \end{array}$$

$$\begin{array}{r} 2 \\ +6 \\ \hline \end{array}$$

$$\begin{array}{r} 9 \\ +1 \\ \hline \end{array}$$

Name _____

Counting on a Hundred Chart

Use the hundred chart to count forward. Start at 13. Then count forward by 1s.

13, 14, 15, 16

Start at 62.

Then count forward by 1s.

62, 63, 64, 65

1	2	3	4	5	6	7	8	9	10
11	12	13	14	15	16	17	18	19	20
21	22	23	24	25	26	27	28	29	30
31	32	33	34	35	36	37	38	39	40
41	42	43	44	45	46	47	48	49	50
51	52	53	54	55	56	57	58	59	60
61	62	63	64	65	66	67	68	69	70
71	72	73	74	75	76	77	78	79	80
81	82	83	84	85	86	87	88	89	90
91	92	93	94	95	96	97	98	99	100

1. Write the missing numbers.

Look for patterns.

81				85			88		90
	92		94		96			99	100

Count by 1s.

Write the numbers.

2. 40, _____, _____, _____, _____, _____

3. 78, _____, _____, _____, _____, _____

Name _____

Counting on a Hundred Chart

Count by 1s. Write the numbers.

1. 33, _____, _____, _____, _____

2. 71, _____, _____, _____, _____

3. 58, _____, _____, _____, _____

4. 46, _____, _____, _____, _____

5. 39, _____, _____, _____, _____

Reasoning

6. Which shows the numbers the way they look on the hundred chart?

(A)

31	33	35	37	39
----	----	----	----	----

(B)

94	93	92	91	90
----	----	----	----	----

(C)

45	55	65	75	85
----	----	----	----	----

(D)

66	67	68	69	70
----	----	----	----	----