

Grade 1 - Day #14 e-Learning Schedule

Self-Selected Reading 15 minutes	Select a book from home, the library, or their take home reading and read for 15 minutes independently or with an adult.
--	--

Reading/Phonics	Complete pages 69 and 185
------------------------	---------------------------

Writing/Spelling/Language	Write 2 sentences about a great friend or classmate. Tell what makes him or her a great friend.
----------------------------------	---

Math	Complete R14.2 and P14.2
-------------	--------------------------

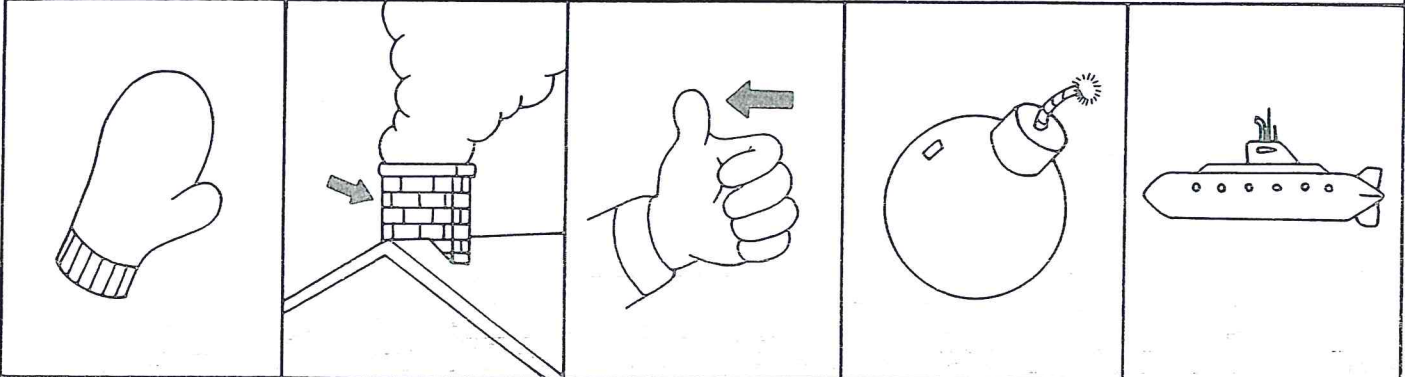
Time spent on eLearning today: _____ minutes

Parent Signature: _____


Name _____

Beginning, Middle and Ending m Sound


Name each picture. Decide if the m sound is at the beginning, middle or end of the name. Color the correct block below each picture to show where the m sound is located in the name. Color the pictures.



m m m m m m m m m m m m m m m



m m m m m m m m m


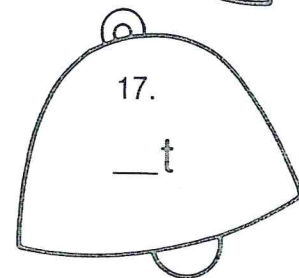
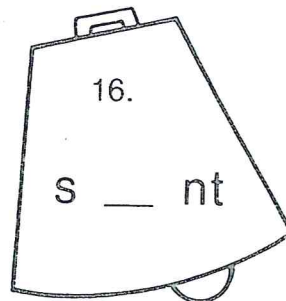
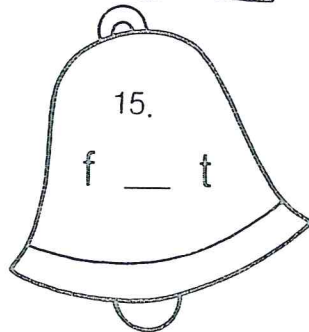
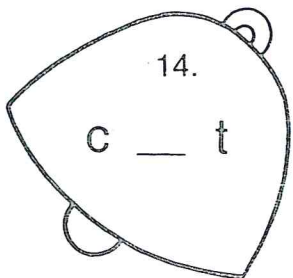
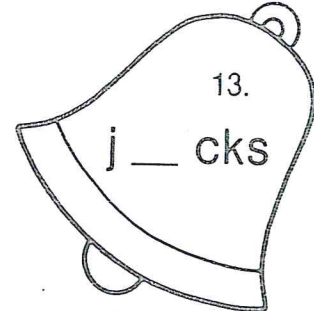
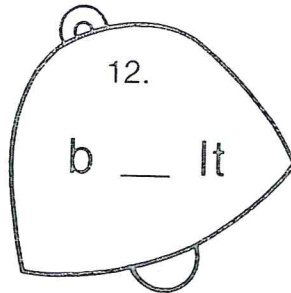
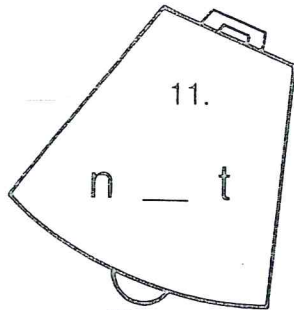
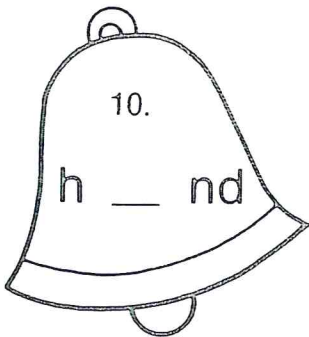
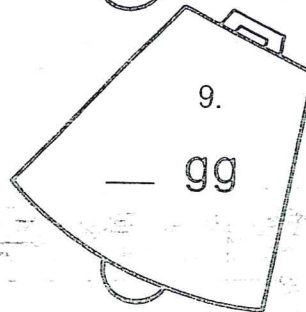
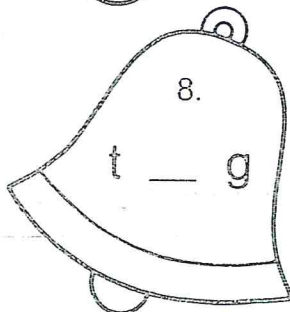
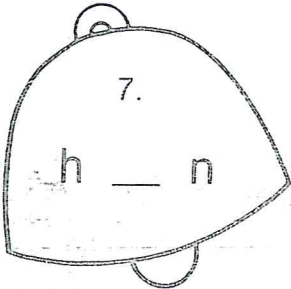
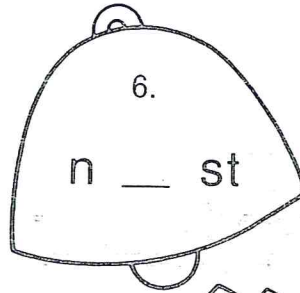
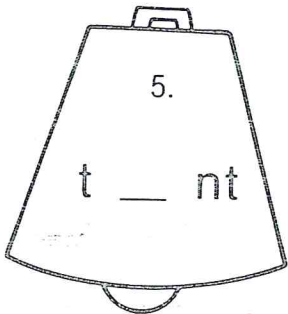
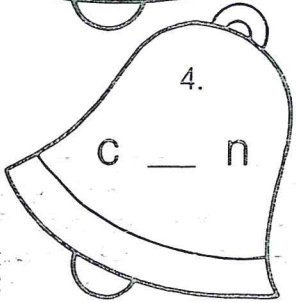
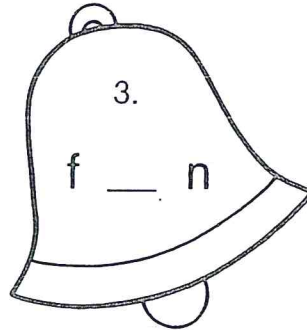
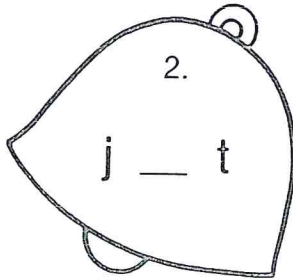
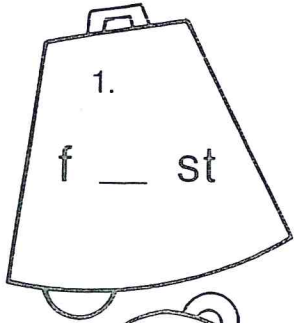



m m m m m m m m m m m

Name _____

Short Vowels a and e

Fill in the vowel a or e to complete each word and color:
a-yellow e-green





Name _____

Reteaching


14-2

Using Data from Picture Graphs

You can use information in picture graphs to answer questions.

Each party hat stands for 1 vote.

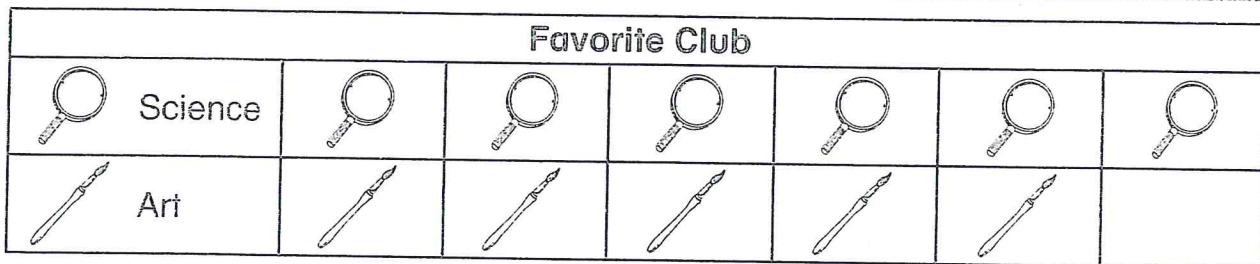
10 children voted.



How many children voted for the hat with stripes? 4

How many children voted for the hat with polka dots? 6

How many more children voted for hats with dots than stripes?
2



1. How many children in all voted for a favorite club? 13























2. How many children voted for Science Club? 7

3. How many fewer children voted for Art Club than the Science Club? 6

4. Which club got more votes? Science Art

Using Data from Picture Graphs

Use the graph to answer the questions.

Favorite Seasons						
 Summer						
 Fall						
 Winter						
 Spring						

- How many children chose winter? _____
- How many fewer children chose Winter than Spring? _____
- Which season did 4 children choose? _____

Number Sense

4. How many more children chose summer than spring?

- (A) 11
 (B) 6
 (C) 5
 (D) 1

Reasoning

5. How many children voted in all?

- (A) 6
 (B) 14
 (C) 18
 (D) 20