

Grade 3 - Day #14 e-Learning Schedule

Self-Selected Reading 20 minutes	Students should select a book from home, the library, or their take home reading and read for 20 minutes independently or with an adult.
--	--

Reading	Complete the passage and questions "Meet the Nurse"
----------------	---

Language/Spelling	Write 3 sentences about a great friend or classmate. Be sure to start each sentence with a capital letter and end with punctuation.
--------------------------	---

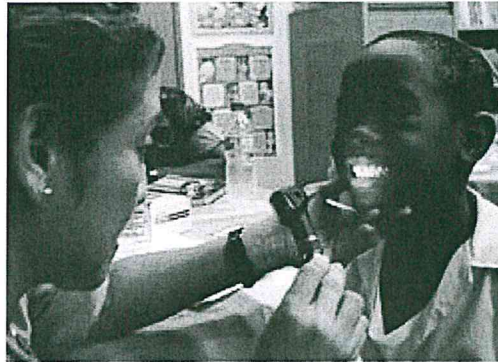
Math	Complete the subtraction fact sheet Complete pages R12.6 and P12.6
-------------	---

Time spent on eLearning today: _____

Parent Signature: _____

Meet the School Nurse

by ReadWorks



Some schools have a special helper. That helper is the school nurse.

What does the school nurse do? The nurse helps you if you feel sick or get hurt. The nurse might give you an eye test or a hearing test.

The nurse shows you the right way to wash your hands. The nurse also teaches you about healthy foods.

Be sure to thank your school nurse for helping you stay healthy!

Name: _____ Date: _____

1. What test might a school nurse give you?

- A. a reading test
- B. a math test
- C. an eye or hearing test

2. This passage describes a school nurse's job. One part of a school nurse's job is to teach. What might your school nurse teach you about?

- A. healthy foods
- B. the best candy
- C. writing

3. The school nurse helps you stay clean. Which part of the passage shows this is true?

- A. "The nurse helps you if you feel sick or hurt."
- B. "The nurse might give you an eye test or a hearing test."
- C. "The nurse shows you the right way to wash your hands."

4. What is the main idea in "Meet the School Nurse"?

- A. School nurses give you your shots.
- B. School nurses help you stay healthy.
- C. School nurses teach you how to read.

5. Who helps you at school if you feel sick or get hurt?

6. What did you learn from "Meet the School Nurse"?

7. Class Discussion Question: Explain how a school nurse is helpful to everyone in school.

8. Draw a school nurse helping someone.



This image shows a sheet of primary writing paper. It features ten sets of horizontal lines, each set consisting of a solid top line, a dashed middle line, and a solid bottom line. The lines are evenly spaced and extend across the width of the page, providing a guide for letter height and placement.

Name: _____

$$\begin{array}{r} 11 \\ -3 \\ \hline \end{array}$$

$$\begin{array}{r} 6 \\ -5 \\ \hline \end{array}$$

$$\begin{array}{r} 2 \\ -1 \\ \hline \end{array}$$

$$\begin{array}{r} 3 \\ -1 \\ \hline \end{array}$$

$$\begin{array}{r} 12 \\ -2 \\ \hline \end{array}$$

$$\begin{array}{r} 12 \\ -9 \\ \hline \end{array}$$

$$\begin{array}{r} 7 \\ -3 \\ \hline \end{array}$$

$$\begin{array}{r} 8 \\ -5 \\ \hline \end{array}$$

$$\begin{array}{r} 1 \\ -0 \\ \hline \end{array}$$

$$\begin{array}{r} 12 \\ -7 \\ \hline \end{array}$$

$$\begin{array}{r} 4 \\ -2 \\ \hline \end{array}$$

$$\begin{array}{r} 2 \\ -2 \\ \hline \end{array}$$

$$\begin{array}{r} 11 \\ -9 \\ \hline \end{array}$$

$$\begin{array}{r} 11 \\ -7 \\ \hline \end{array}$$

$$\begin{array}{r} 10 \\ -6 \\ \hline \end{array}$$

$$\begin{array}{r} 1 \\ -1 \\ \hline \end{array}$$

$$\begin{array}{r} 3 \\ -3 \\ \hline \end{array}$$

$$\begin{array}{r} 8 \\ -1 \\ \hline \end{array}$$

$$\begin{array}{r} 7 \\ -5 \\ \hline \end{array}$$

$$\begin{array}{r} 10 \\ -4 \\ \hline \end{array}$$

$$\begin{array}{r} 6 \\ -2 \\ \hline \end{array}$$

$$\begin{array}{r} 10 \\ -9 \\ \hline \end{array}$$

$$\begin{array}{r} 11 \\ -8 \\ \hline \end{array}$$

$$\begin{array}{r} 9 \\ -8 \\ \hline \end{array}$$

$$\begin{array}{r} 8 \\ -8 \\ \hline \end{array}$$

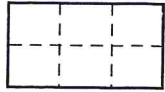
Name _____

Reteaching

12-6

Dividing Rectangles into Equal Squares

How many squares cover this rectangle?



Count the squares by rows:

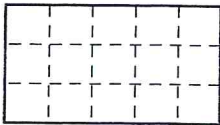
$$3 + 3 = 6$$

Count the squares by columns:

$$2 + 2 + 2 = 6$$

6 squares

1. How many squares cover the rectangle?



2. Write number sentences to tell how you counted...


by rows:

by columns:

Name _____

Dividing Rectangles into Equal Squares

Use square tiles to cover the rectangle.



1. Write number sentences to tell how you counted by rows and columns.

Count by rows: _____

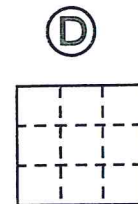
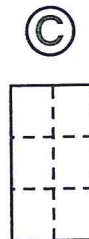
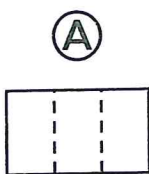
Count by columns: _____

2. How many squares covered the rectangle? _____

3. Which of the following rectangles match the number sentences.

Count by rows: $3 + 3 + 3 = 9$

Count by columns: $3 + 3 + 3 = 9$



4. Reasoning Circle yes or no. A rectangle can be made using only one row of square tiles.

Yes No