

Our House Rules

Grade 3
day 2



Photo Credit: Krzyboy2o

My name is Annie. I live with my mother and brother.

Last week, I did not want to share my toys. My brother was upset.

My mother said it was time to make some rules. We talked about the rules we needed. Then we found a large piece of paper. We wrote the rules with a marker.

Here are our house rules:

1. Be kind.
2. Say please and thank you.
3. Share your toys.
4. If a door is closed, knock first.
5. Keep the house clean.

I like having house rules.

Name: _____ Date: _____

Directions: For questions 1-4, circle the correct answer.

1. What did Annie not want to do last week?

- a) share her toys with her brother
- b) make house rules
- c) live with her mother and brother

2. Annie did not want to share her toys with her brother. Her brother was upset. How do Annie and her family solve the problem?

- a) They make rules.
- b) They sit in time-out.
- c) They have a fight.

3. House rule number three in Annie's family is "Share your toys." What part of the passage tells us why Annie's family probably made share your toys one of their rules?

- a) "We wrote the rules with a marker."
- b) "I live with my mother and brother."
- c) "I did not want to share my toys. My brother was upset."


4. What is the main lesson in "Our House Rules"?

- a) Always share your toys.
- b) Rules cause everyone to fight.
- c) Rules help keep people happy.

5. A) How did Annie and her family decide what their house rules would be?

Annie and her family decided what their house rules would be by

B) Draw a picture of Annie and her family making their house rules.



6. What did you learn from "Our House Rules"?

Handwriting practice lines consisting of three sets of solid top and bottom lines with a dashed middle line.

A large empty rectangular box for writing.

7. **Class Discussion Question:** Explain why Annie might like her house rules.

Name

Grade 3 day 2

Name

Handwriting practice lines consisting of multiple sets of three horizontal lines: a solid top line, a dashed middle line, and a solid bottom line.

Name: _____

Grade 3 day 2

$$\begin{array}{r} 8 \\ -2 \\ \hline \end{array}$$

$$\begin{array}{r} 3 \\ -1 \\ \hline \end{array}$$

$$\begin{array}{r} 5 \\ -2 \\ \hline \end{array}$$

$$\begin{array}{r} 10 \\ -8 \\ \hline \end{array}$$

$$\begin{array}{r} 2 \\ -1 \\ \hline \end{array}$$

$$\begin{array}{r} 3 \\ -3 \\ \hline \end{array}$$

$$\begin{array}{r} 11 \\ -5 \\ \hline \end{array}$$

$$\begin{array}{r} 10 \\ -4 \\ \hline \end{array}$$

$$\begin{array}{r} 11 \\ -6 \\ \hline \end{array}$$

$$\begin{array}{r} 6 \\ -3 \\ \hline \end{array}$$

$$\begin{array}{r} 12 \\ -7 \\ \hline \end{array}$$

$$\begin{array}{r} 8 \\ -8 \\ \hline \end{array}$$

$$\begin{array}{r} 5 \\ -1 \\ \hline \end{array}$$

$$\begin{array}{r} 6 \\ -2 \\ \hline \end{array}$$

$$\begin{array}{r} 2 \\ -2 \\ \hline \end{array}$$

$$\begin{array}{r} 12 \\ -6 \\ \hline \end{array}$$

$$\begin{array}{r} 8 \\ -1 \\ \hline \end{array}$$

$$\begin{array}{r} 5 \\ -3 \\ \hline \end{array}$$

$$\begin{array}{r} 4 \\ -3 \\ \hline \end{array}$$

$$\begin{array}{r} 3 \\ -2 \\ \hline \end{array}$$

$$\begin{array}{r} 9 \\ -9 \\ \hline \end{array}$$

$$\begin{array}{r} 5 \\ -4 \\ \hline \end{array}$$

$$\begin{array}{r} 7 \\ -2 \\ \hline \end{array}$$

$$\begin{array}{r} 8 \\ -3 \\ \hline \end{array}$$

$$\begin{array}{r} 11 \\ -2 \\ \hline \end{array}$$

Name: _____

Date: Grade 3 day 2




Telling Time

Hour Worksheet 1




Write the time inside each clock below.


1)




2)




3)




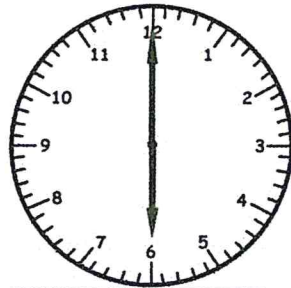
4)




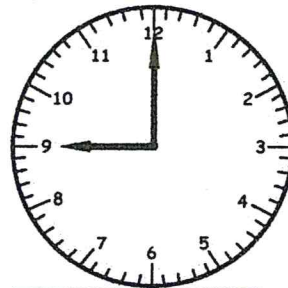
5)




6)




7)




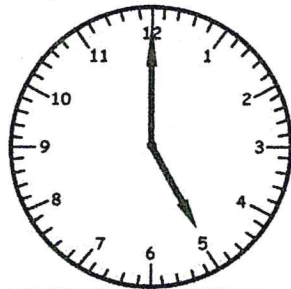
8)




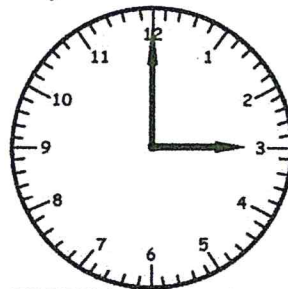
9)




10)



11)



12)



Name: _____

Date: _____

Grade 3 day 2



Telling Time


Half Hour

Worksheet 1


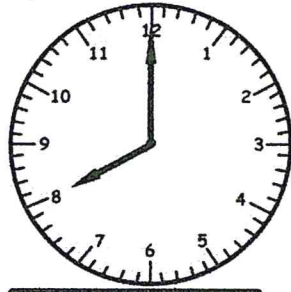


Write the time inside each clock below.


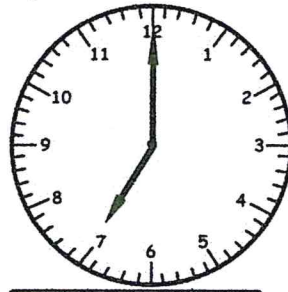
1)




2)




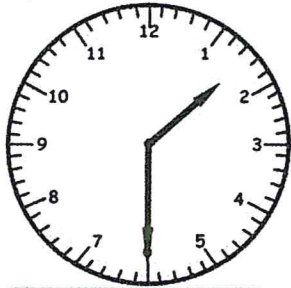
3)




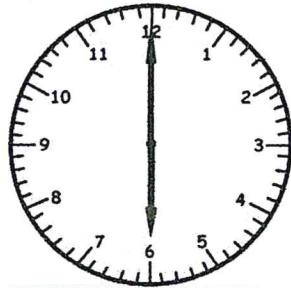
4)




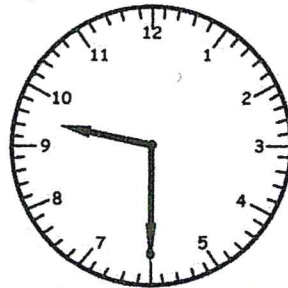
5)




6)




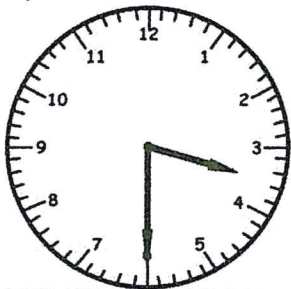
7)




8)




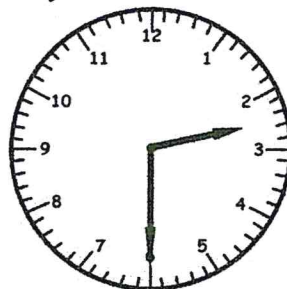
9)



10)



11)



12)

