

Grade 3

A Baby Polar Bear Grows Up day 3



Polar bears live in ice and snow. A polar bear baby is a cub. A cub is born with its eyes closed. It does not have much hair. A cub drinks its mother's milk. The mother keeps the cub warm.

The cub grows bigger. Soon the cub can walk. Its mother shows it how to hunt. She shows it how to swim. The cub likes to play. It rolls in the snow.

The cub grows stronger. The cub learns to swim. It can find its own food. Now the cub can live by itself.

Name: _____ Date: _____

Directions: For questions 1-4, circle the correct answer.

1. What is a cub?

- a) a baby polar bear
- b) a fish
- c) a grown up polar bear

2. The passage describes a polar bear that is born. What is a polar bear like when it is first born?

- a) It likes to play and roll in the snow.
- b) Its eyes are closed and it does not have much hair.
- c) It can swim and find its own food.

3. If a polar bear cub can walk, play, and swim, what do we know about the cub?


- a) The cub was just born.
- b) The cub grew bigger since it was born.
- c) The cub cannot live in ice and snow.

4. What is "A Baby Polar Bear Grows Up" mostly about?

- a) what a polar bear cub must learn to live by itself
- b) what a newborn cub is like
- c) what a newborn cub is like *and* what it must learn to live by itself

5. A) What can a polar bear cub do when it can live by itself?

B) Draw a picture of a bigger polar bear cub who is learning to live by itself (not a newborn cub).



6. What did you learn from "A Baby Polar Bear Grows Up"?

7. Class Discussion Question: Why is it important for a polar bear to learn how to hunt and swim? Use information from the passage to support your answer.

Name _____

Grade 3
day 3

Handwriting practice lines consisting of multiple sets of three horizontal lines: a solid top line, a dashed middle line, and a solid bottom line. The lines are slanted downwards from left to right across the page.

Grade 3 day 3

Name: _____

$$\begin{array}{r} 1 \\ +9 \\ \hline \end{array}$$

$$\begin{array}{r} 1 \\ +1 \\ \hline \end{array}$$

$$\begin{array}{r} 3 \\ +5 \\ \hline \end{array}$$

$$\begin{array}{r} 7 \\ +1 \\ \hline \end{array}$$

$$\begin{array}{r} 5 \\ +7 \\ \hline \end{array}$$

$$\begin{array}{r} 8 \\ +2 \\ \hline \end{array}$$

$$\begin{array}{r} 4 \\ +3 \\ \hline \end{array}$$

$$\begin{array}{r} 3 \\ +3 \\ \hline \end{array}$$

$$\begin{array}{r} 9 \\ +8 \\ \hline \end{array}$$

$$\begin{array}{r} 8 \\ +7 \\ \hline \end{array}$$

$$\begin{array}{r} 1 \\ +2 \\ \hline \end{array}$$

$$\begin{array}{r} 4 \\ +7 \\ \hline \end{array}$$

$$\begin{array}{r} 2 \\ +5 \\ \hline \end{array}$$

$$\begin{array}{r} 6 \\ +4 \\ \hline \end{array}$$

$$\begin{array}{r} 9 \\ +5 \\ \hline \end{array}$$

$$\begin{array}{r} 2 \\ +4 \\ \hline \end{array}$$

$$\begin{array}{r} 9 \\ +2 \\ \hline \end{array}$$

$$\begin{array}{r} 7 \\ +2 \\ \hline \end{array}$$

$$\begin{array}{r} 3 \\ +7 \\ \hline \end{array}$$

$$\begin{array}{r} 4 \\ +6 \\ \hline \end{array}$$

$$\begin{array}{r} 8 \\ +5 \\ \hline \end{array}$$

$$\begin{array}{r} 4 \\ +8 \\ \hline \end{array}$$

$$\begin{array}{r} 7 \\ +7 \\ \hline \end{array}$$

$$\begin{array}{r} 2 \\ +8 \\ \hline \end{array}$$

$$\begin{array}{r} 8 \\ +1 \\ \hline \end{array}$$


Grade 3 day 3

Name: _____

Identify Equal Parts

Directions: Identify the shapes that are split into equal parts.

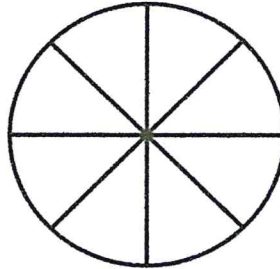
1.



equal

not equal

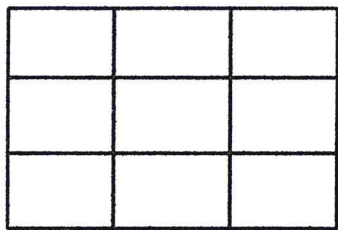
6.



equal

not equal

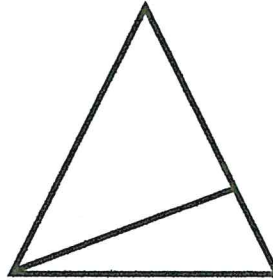
2.



equal

not equal

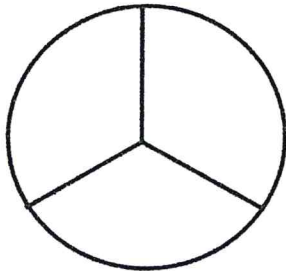
7.



equal

not equal


3.



equal

not equal

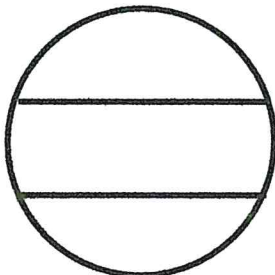
8.



equal

not equal

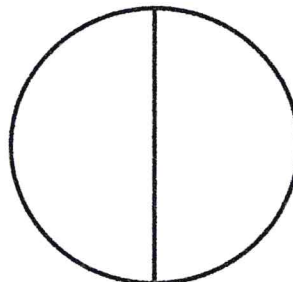
4.



equal

not equal

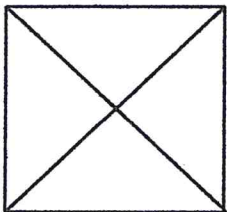
9.



equal

not equal

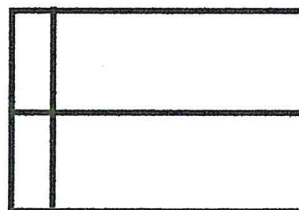
5.



equal

not equal

10.



equal

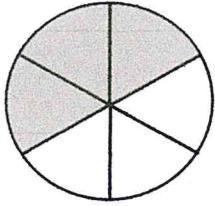
not equal

Grade 3 day 3

Name: _____

The Numerator

Directions: Write the numerator for each fraction below. Choose whether the numerator tells about individual parts or groups.



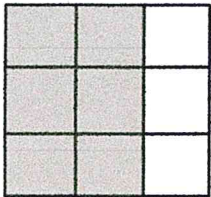
$\frac{\quad}{2}$

parts
groups



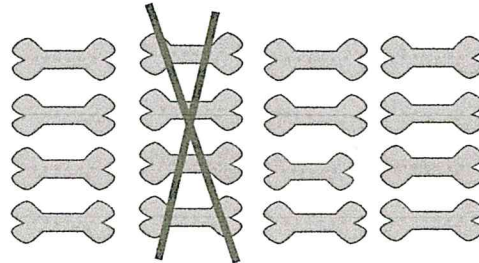
$\frac{\quad}{15}$

parts
groups




$\frac{\quad}{12}$

parts
groups




$\frac{\quad}{4}$

parts
groups




$\frac{\quad}{9}$

parts
groups



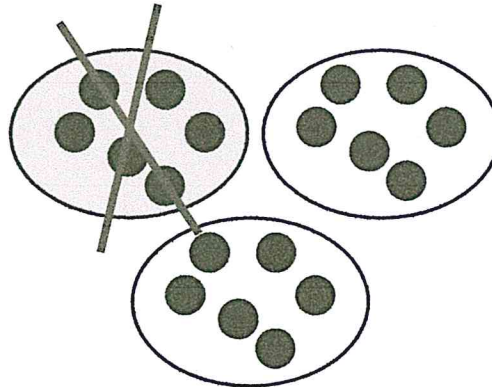
$\frac{\quad}{4}$

parts
groups




$\frac{\quad}{6}$

parts
groups



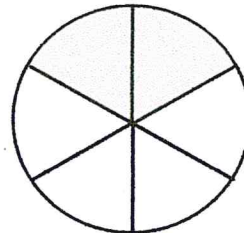
$\frac{\quad}{3}$

parts
groups



$\frac{\quad}{7}$

parts
groups



$\frac{\quad}{3}$

parts
groups