

## Grade 2 - Day #8 e-Learning Schedule

<b>Self-Selected Reading</b> 20 minutes	Students should select a book from home, the library, or their take home reading and read for 20 minutes independently or with an adult.
--	--

<b>Reading Literature/Informational Text</b> 20 minutes	Read <u>Ant and Grasshopper</u> and answer the questions. Parents, it's ok to read the passage to your child.
--	---

<b>Writing/Spelling</b> 15 minutes	Rainbow write your spelling words. Write each word in a different color. You can use markers, crayons, or colored pencils.
---------------------------------------	--



<b>Math</b> 15 minutes	-Complete the addition fact sheet -Complete pages P16.5 and R16.5
---------------------------	--

**Total estimated time: 70 minutes**

**Parent Signature:** \_\_\_\_\_

# Ant and Grasshopper

by ReadWorks



---

One day a grasshopper hopped along a road and saw an ant. The ant was carrying a big ear of corn.

"Hey, stop and talk to me," Grasshopper said.



"I am getting food for the winter," Ant said. "You should too."

"It is summer. I have food," said Grasshopper.


Soon winter came. Grasshopper had no food. Ant and his friends had corn to eat. Grasshopper learned a lesson: it is wise to get ready for the future.

Name: \_\_\_\_\_ Date: \_\_\_\_\_

1. Who is this story about?



2. What was Ant doing at the beginning of the story?




3. Did Grasshopper get food during the summer?

- A. yes
- B. no

4. What is the lesson of this story?



*Get ready for the future.*



*Play as much as possible.*

5. What did Ant and his friends have in the winter that Grasshopper did not have?

---

---

---

---

---

---

---

---

6. What did you learn from "Ant and Grasshopper"?

---

---

---

---

---

---

---

---

7. Draw a picture of ant and grasshopper *in the winter*.

This image shows a sheet of primary writing paper. It features 12 sets of horizontal lines, each set consisting of a solid top line, a dashed middle line, and a solid bottom line. The lines are evenly spaced and extend across the width of the page, providing a guide for letter height and placement.

Name: \_\_\_\_\_

$$\begin{array}{r} 8 \\ +7 \\ \hline \end{array}$$

$$\begin{array}{r} 2 \\ +8 \\ \hline \end{array}$$

$$\begin{array}{r} 2 \\ +6 \\ \hline \end{array}$$

$$\begin{array}{r} 4 \\ +8 \\ \hline \end{array}$$

$$\begin{array}{r} 2 \\ +1 \\ \hline \end{array}$$

$$\begin{array}{r} 8 \\ +2 \\ \hline \end{array}$$

$$\begin{array}{r} 5 \\ +9 \\ \hline \end{array}$$

$$\begin{array}{r} 4 \\ +1 \\ \hline \end{array}$$

$$\begin{array}{r} 6 \\ +8 \\ \hline \end{array}$$

$$\begin{array}{r} 8 \\ +3 \\ \hline \end{array}$$

$$\begin{array}{r} 7 \\ +9 \\ \hline \end{array}$$

$$\begin{array}{r} 9 \\ +3 \\ \hline \end{array}$$

$$\begin{array}{r} 1 \\ +5 \\ \hline \end{array}$$

$$\begin{array}{r} 6 \\ +3 \\ \hline \end{array}$$

$$\begin{array}{r} 3 \\ +5 \\ \hline \end{array}$$

$$\begin{array}{r} 1 \\ +8 \\ \hline \end{array}$$

$$\begin{array}{r} 3 \\ +4 \\ \hline \end{array}$$

$$\begin{array}{r} 4 \\ +9 \\ \hline \end{array}$$

$$\begin{array}{r} 7 \\ +1 \\ \hline \end{array}$$

$$\begin{array}{r} 3 \\ +2 \\ \hline \end{array}$$

$$\begin{array}{r} 1 \\ +6 \\ \hline \end{array}$$

$$\begin{array}{r} 5 \\ +7 \\ \hline \end{array}$$

$$\begin{array}{r} 2 \\ +4 \\ \hline \end{array}$$

$$\begin{array}{r} 9 \\ +1 \\ \hline \end{array}$$

$$\begin{array}{r} 4 \\ +5 \\ \hline \end{array}$$

# Pictographs

Use the tally chart to complete the pictograph.  
Then use the pictograph to solve the problems.

Shapes		Our Favorite Shapes	
Circle		1. Circle	
Square		2. Square	
Triangle		3. Triangle	

4. How many children chose squares? children

5. Geometry Which shape is the least favored?

triangle

rectangle

square

circle

(A)

(B)

(C)

(D)

6. Look at the tally chart.  
It shows favorite snacks.  
Which graph matches  
the tally chart?

Our Favorite Snacks	
Banana	
Crackers	
Yogurt	

(A)

Our Favorite Snacks	
Banana	
Crackers	
Yogurt	

(C)

Our Favorite Snacks	
Banana	
Crackers	
Yogurt	

(B)

Our Favorite Snacks	
Banana	
Crackers	
Yogurt	

(D)

Our Favorite Snacks	
Banana	
Crackers	
Yogurt	




Name \_\_\_\_\_

# Pictographs





A pictograph uses pictures or symbols to show information.

Write how many children chose each snack.

Each  = 1 child

There are 9 symbols for popcorn. So 9 children chose popcorn.

## Favorite Snacks

Popcorn	
Fruit Cups	
Yogurt	
Cheese and Crackers	

  
\_\_\_\_\_  
\_\_\_\_\_  
\_\_\_\_\_

Use the graph to answer the questions.

1. How many children like cheese and crackers best? \_\_\_\_\_ children
2. How many children like yogurt the best? \_\_\_\_\_ children
3. Which snack is the least favorite? \_\_\_\_\_
4. Which snack is favored by most children? \_\_\_\_\_
5. How many more children like yogurt than fruit cups? \_\_\_\_\_ children
6. How many more children like cheese and crackers than yogurt? \_\_\_\_\_ children