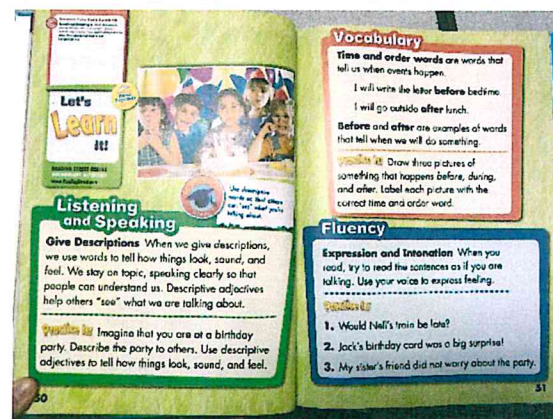
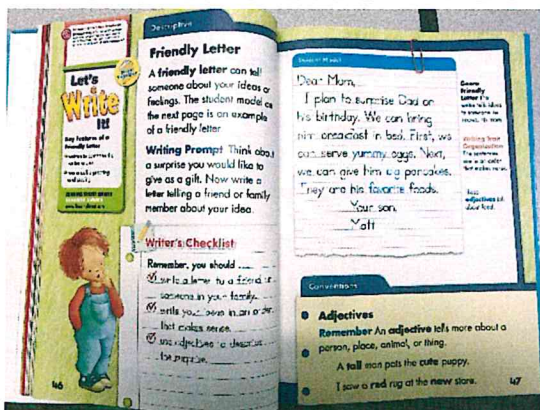

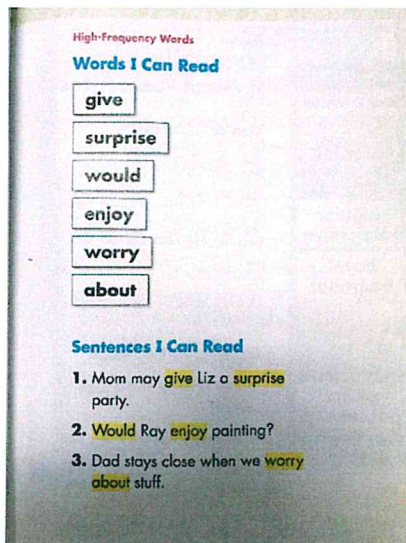
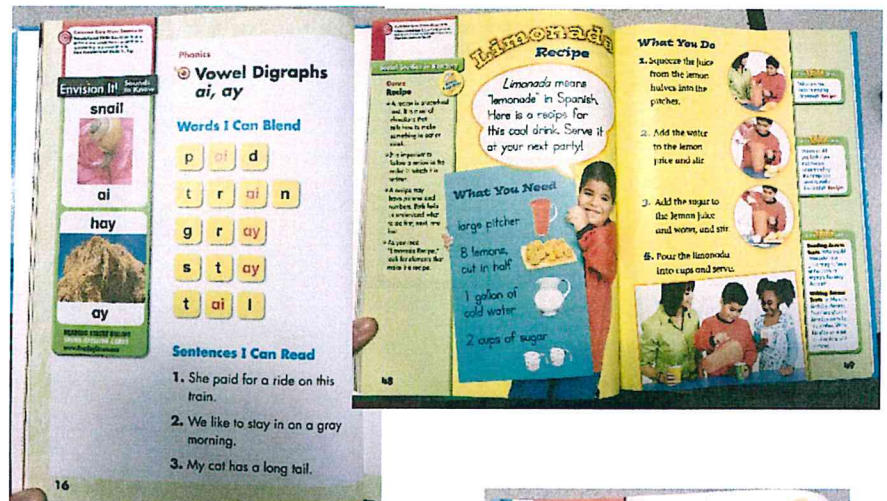


Here are some examples of what the pages look like in the book. Each story has a very similar set up. We just wanted to give you some ideas of what you are looking for in the book so that you can complete the tic tac toe board.



Name: _____

Language Choice Activity Week 1

Choose a week in the Reading Street book provided to use with this chart. The weeks are all listed on pages 4-7. I chose week _____.

All of your language arts work for this week will come from this page... and you get to choose what you want to do for work!

Look at the Tic-Tac-Toe board below. Each space has a different work assignment, but you do *not* have to do all of the assignments. You choose *three assignments in a row* that you want to do. You have all week to finish those three assignments. **Turn in any written work along with this sheet.** Please color in (or shade) the squares and write the date on the Tic-Tac-Toe board that contain the assignments you chose to complete.

<p>Look at the Phonemic Awareness Picture – Complete the let's listen for section.</p> <p>Date: ___/___/___</p>	<p>Find the listening and speaking section at the end of the week. Complete the practice given.</p> <p>Date: ___/___/___</p>	<p>Read the story for the week. Then answer the look back and write question #5 about the story.</p> <p>Date: ___/___/___</p>
<p>Read the story for the week. Then answer the think critically questions #1-4 about the story.</p> <p>Date: ___/___/___</p>	<p>Find the Let's Write it Section, then practice the concept taught. Read about the concept, and look at the student model. Then complete the writing prompt on paper provided.</p> <p>Date: ___/___/___</p>	<p>Find the vocab and fluency sections at the end of the week. Complete the practice given for vocab and fluency.</p> <p>Date: ___/___/___</p>
<p>Find the high frequency words listed. They are right before the story. Read the words and then write a sentence using each word.</p> <p>Date: ___/___/___</p>	<p>There are 2 pages of phonics practice for each week. They are listed before the story. Read the words in yellow and then rainbow write the words.</p> <p>Date: ___/___/___</p>	<p>Read the social studies or science studies story in the reading book. It is after the main story. Read the story and then write 2 things you learned.</p> <p>Date: ___/___/___</p>

Name: _____


Language Choice Activity Week 2

Choose a different week in the Reading Street book provided to use with this chart. The weeks are all listed on pages 4-7. I chose week _____.

All of your language arts work for this week will come from this page... and you get to choose what you want to do for work!

Look at the Tic-Tac-Toe board below. Each space has a different work assignment, but you do *not* have to do all of the assignments. You choose *three assignments in a row* that you want to do. You have all week to finish those three assignments. **Turn in any written work along with this sheet.** Please color in (or shade) the squares and write the date on the Tic-Tac-Toe board that contain the assignments you chose to complete.

<p>Look at the Phonemic Awareness Picture – Complete the let’s listen for section.</p> <p>Date: ___/___/___</p>	<p>Find the listening and speaking section at the end of the week. Complete the practice given.</p> <p>Date: ___/___/___</p>	<p>Read the story for the week. Then answer the look back and write question #5 about the story.</p> <p>Date: ___/___/___</p>
<p>Read the story for the week. Then answer the think critically questions #1-4 about the story.</p> <p>Date: ___/___/___</p>	<p>Find the Let’s Write it Section, then practice the concept taught. Read about the concept, and look at the student model. Then complete the writing prompt on paper provided.</p> <p>Date: ___/___/___</p>	<p>Find the vocab and fluency sections at the end of the week. Complete the practice given for vocab and fluency.</p> <p>Date: ___/___/___</p>
<p>Find the high frequency words listed. They are right before the story. Read the words and then write a sentence using each word.</p> <p>Date: ___/___/___</p>	<p>There are 2 pages of phonics practice for each week. They are listed before the story. Read the words in yellow and then rainbow write the words.</p> <p>Date: ___/___/___</p>	<p>Read the social studies or science studies story in the reading book. It is after the main story. Read the story and then write 2 things you learned.</p> <p>Date: ___/___/___</p>



Name: _____

13	14	16
	24	25
33	34	36
	45	

Fill in the missing numbers.

Date: ___/___/___

Start at the number 65 and count backwards to zero. Write each number as you count.

Date: ___/___/___

This is a piece of a 0 - 99 Chart. Fill in the Chart with the missing numbers.

61		
81		

Date: ___/___/___

Start at the number 35 and count backwards to zero. Write each number as you count.


Date: ___/___/___

Have a grown up write down ten numbers.
Add a zero to each number. Write two sentences about what happens to the numbers when you add a zero.

Date: ___/___/___

Have a grown up write down ten numbers.

Draw each number as tens and ones.
Ex. 42



Date: ___/___/___

Start at 1 and Count by 10's. Fill in the Chart.

1			

Date: ___/___/___

Ask five family members or friends the following question and fill in the graph.
Then, write three questions about the graph.

What is your favorite way to communicate?

telephone	
email	
letter	

Date: ___/___/___

Write four sentences about what you notice when you look at these numbers.

67	77	87	97	107	117	127	137	147	157
----	----	----	----	-----	-----	-----	-----	-----	-----

Date: ___/___/___

Choose any three in a row to complete in the work boxes on the back of this sheet. Have an adult write the date on the activities you chose. Turn in your completed work when we return to school.

Large empty rounded rectangular box with a dashed border for writing answers.

Check yourself! Did you:

- ___ follow all directions correctly
- ___ complete three activities

Large empty rounded rectangular box with a dashed border for writing answers.

- ___ use correct punctuation and Capitalization
- ___ use your very best handwriting

Large empty rounded rectangular box with a dashed border for writing answers.

- ___ write down correct answers
- ___ do your very best work

Name: _____

Start at 10 and count by 5's. Fill in the chart.

10			

Date: ___/___/___

Start at the number 15 and count backwards to zero. Write each number as you count.

Date: ___/___/___

Write four sentences about what you notice when you look at these numbers.

2	4	6	8	10	12	14	16	18	20
---	---	---	---	----	----	----	----	----	----

Date: ___/___/___

Count by two's and see how high you can go. Write each number as you say it.

Date: ___/___/___

Count by one's and see how high you can go. Write each number as you say it.

Date: ___/___/___

Have a grown up write down ten numbers. Write each number word beside each number.
Example: 1 is one

Date: ___/___/___

Have a grown up or sibling write down ten two digit numbers. Order the numbers from least to greatest.
Reminder: A two digit number is a number with two digits, ex. 34, 22, 76

Date: ___/___/___

Start at 3 and count by 2's. Fill in the chart.

3				

Date: ___/___/___

Write four sentences about what you notice when you look at these numbers.

34	32	30	28	26	24	22	20	18	16
----	----	----	----	----	----	----	----	----	----

Date: ___/___/___

Choose any three in a row to complete in the work boxes on the back of this sheet. Have an adult write the date on the activities you chose. Turn in your completed work when we return to school.

Large dashed rectangular box for writing.

Large dashed rectangular box for writing.

Large dashed rectangular box for writing.

Check yourself! Did you:

- ___ follow all directions correctly
- ___ complete three activities

- ___ use correct punctuation and Capitalization
- ___ use your very best handwriting

- ___ write down correct answers
- ___ do your very best work

NAME: _____

Spelling Tic-Tac-Toe!!!

Spelling Tic-Tac-Toe Directions:

All of your spelling homework for this week will come from this page... and you get to choose what you want to do for work!

Look at the Tic-Tac-Toe board below. Each space has a different work assignment, but you do *not* have to do all of the assignments. You choose *three assignments in a row* that you want to do. You have all week to finish those three assignments. **Turn in all three assignments *along with this sheet*.** Please color in (or shade) the squares on the Tic-Tac-Toe board that contain the assignments you chose to complete.

Have fun playing **Spelling Tic-Tac-Toe!!!**

MY SPELLING WORDS:

1. snake
2. rake
3. woke
4. broke
5. Pete
6. Eve
7. ride
8. slide
9. mule
10. flute

Make a pretend test that uses each of your spelling words.	<i>Write a different sentence using each spelling word.</i>	Rainbow write each of your spelling words.
Draw a picture to show the meaning of each of your spelling words.	Write your spelling words five times each.	Write your words in dots. Then, connect the dots by tracing over them with a colored pencil.
Look through an old magazine or newspaper. Cut out the letters in your spelling words, and glue them on a sheet of paper to form your spelling words.	Alphabetize your spelling list.	Make a word search that contains each of your spelling words.

NAME: _____

Spelling Tic-Tac-Toe!!!

MY SPELLING WORDS:

1. _____ **sweet**
2. _____ **speech**
3. _____ **greet**
4. _____ **creek**
5. _____ **sweep**
6. _____ **street**
7. _____ **team**
8. _____ **dream**
9. _____ **jeans**
10. _____ **treat**

Spelling Tic-Tac-Toe Directions:

All of your spelling homework for this week will come from this page... and you get to choose what you want to do for work!

Look at the Tic-Tac-Toe board below. Each space has a different work assignment, but you do *not* have to do all of the assignments. You choose *three assignments in a row* that you want to do. You have all week to finish those three assignments. **Turn in all three assignments along with this sheet.** Please color in (or shade) the squares on the Tic-Tac-Toe board that contain the assignments you chose to complete.

Have fun playing **Spelling Tic-Tac-Toe!!!**

Make a pretend test that uses each of your spelling words.

Write a different sentence using each spelling word.

Rainbow write each of your spelling words.

Draw a picture to show the meaning of each of your spelling words.

Write your spelling words five times each.

Write your words in dots. Then, connect the dots by tracing over them with a colored pencil.

Look through an old magazine or newspaper. Cut out the letters in your spelling words, and glue them on a sheet of paper to form your spelling words.

Alphabetize your spelling list.

Make a word search that contains each of your spelling words.

Name: _____

Date _____

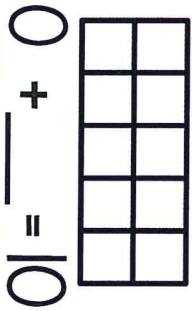
5-A-DAY MATH

Week #1

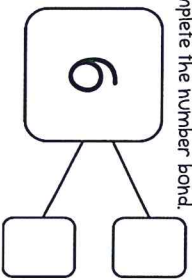
Day 1

QUICK CHECK

$$\begin{array}{l} 0+2= \\ 1+4= \end{array} \quad \begin{array}{l} 2+6= \\ 3+8= \end{array}$$



Complete the number bond.



7  and 2 

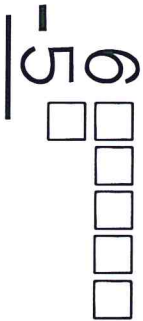


$$4 \begin{array}{l} \square \\ \square \\ \square \\ \square \end{array} - 3 \underline{\hspace{1cm}}$$


Day 2

QUICK CHECK

$$\begin{array}{l} 4+1= \\ 5+3= \end{array} \quad \begin{array}{l} 1+5= \\ 2+7= \end{array}$$

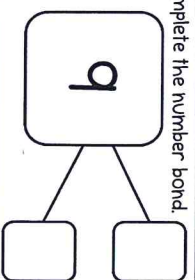


Complete the number bond.



$$\begin{array}{l} \square \\ \square \\ \square \\ \square \end{array} + 4 = 10$$

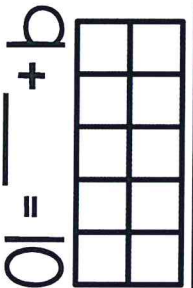
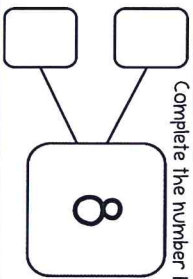
Complete the number bond.



Day 3

QUICK CHECK

$$\begin{array}{l} 3+9= \\ 4+2= \end{array} \quad \begin{array}{l} 5+4= \\ 1+6= \end{array}$$




$$1 \begin{array}{l} \square \\ \square \end{array} - 0 \underline{\hspace{1cm}}$$

$$3 \begin{array}{l} \text{pencil} \\ \text{pencil} \end{array} \text{ and } 5 \begin{array}{l} \text{pencil} \\ \text{pencil} \end{array}$$

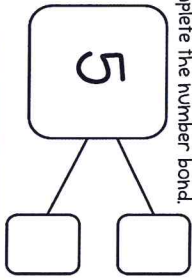
Day 4

QUICK CHECK

$$\begin{array}{l} 2+8= \\ 3+1= \end{array} \quad \begin{array}{l} 4+3= \\ 5+5= \end{array}$$



Complete the number bond.



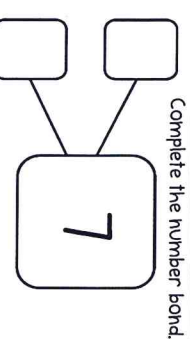
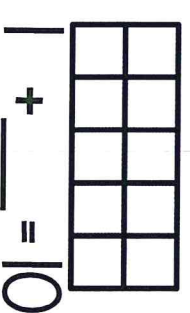
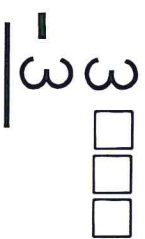

6  and 0 

$$\begin{array}{l} \square \\ \square \\ \square \\ \square \end{array} + 10 = 10$$

Day 5

QUICK CHECK

$$\begin{array}{l} 1+7= \\ 2+9= \end{array} \quad \begin{array}{l} 3+0= \\ 4+3= \end{array}$$



Name: _____

5-A-DAY MATH

Week #2

Date _____

Day 1

QUICK CHECK

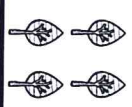
$$\begin{array}{l} 0+0= \\ 2+2= \end{array} \qquad \begin{array}{l} 1+1= \\ 3+3= \end{array}$$

$$7 + \underline{\quad} = 10$$

Complete the pattern:

2	4		8
10		14	

7



$$8 - \underline{\quad} + \underline{\quad} = 1$$


Day 2

QUICK CHECK

$$\begin{array}{l} 5+5= \\ 7+7= \end{array} \qquad \begin{array}{l} 4+4= \\ 6+6= \end{array}$$

$$7 - \underline{\quad} + \underline{\quad} = 2$$

6



$$\underline{\quad} + 9 = 10$$

Complete the pattern:

5		15	
25			40

Day 3

QUICK CHECK

$$\begin{array}{l} 8+8= \\ 9+9= \end{array} \qquad \begin{array}{l} 0+0= \\ 2+2= \end{array}$$


10	20	30		
----	----	----	--	--

Complete the pattern:

$$4 + \underline{\quad} = 10$$

$$9 - \underline{\quad} + \underline{\quad} = 1$$

7



Day 4

QUICK CHECK

$$\begin{array}{l} 4+4= \\ 1+1= \end{array} \qquad \begin{array}{l} 3+3= \\ 6+6= \end{array}$$

$$10 - \underline{\quad} + \underline{\quad} = 7$$

Complete the pattern:

5	6	7	
	10	11	

6




$$\underline{\quad} + 3 = 10$$

Day 5

QUICK CHECK

$$\begin{array}{l} 8+8= \\ 5+5= \end{array} \qquad \begin{array}{l} 7+7= \\ 9+9= \end{array}$$

7



$$5 - \underline{\quad} + \underline{\quad} = 4$$

$$2 + \underline{\quad} = 10$$

Complete the pattern:

		30	40	
60				90